

Genuine Code Ezy Idol Duplicator Remote Compatibility List

BRAND	Model Number
ADYX	BRAVO.TE4433H, TE4433H BLUE
ALLMATIC	B.RO OVER, B.RO 2WN, TECH3, MINIPASS, BRO.STAR
APERTO (SOMMER)	TX02-434-2, TX02-868-2 BLUE, 4025 TX02-868-2, 4022 TX02434-2, 4020 TX-03-868-4, 4013 TX03-434-4
APRIMATIC	TR2/TR4, TM4
ATA	PTX4 BLUE/PTX 4 PINK
AVANTI	TX4,STYLE,EURO
B&D	433 MHz/PTX4
BALLAN	FM404B,4013
BENINCA	TO.GO2 VW/TO.GO4 VW, TO.GO2 QV, TO.GO4 QV, IO, T2 VW/TO.GO4 VW, APPLE, LOT2WCV
BOSS	BHT 3 433 MHz, HT20
BOSS	BHT4 303 MHz
BOSS	HT 20
CAME	TAM 432 SA, TOP 432 NA/TOP 434 NA, TOP 432 SD, TOP 432 EV/TOP 434 EV
CARDIN	S449 TRQ449100/TRQ449200/ TRQ449300/TRQ449400, TXQ449200/TXQ449300/ TXQ449400, S486:TRQ486200 TRQ486400, TXQ486200/ TXQ486400
CENTURION	TX4, STYLE, EURO
CHAMBERLAIN	4333A,4335A BLACK
CHAMBERLAIN	BLUE SERIES
CLEMSA	MUTANCODE.MASTERCODE MV
DEA	TR2 /4 MIO, GENIE R, TS2/4 MIO 868/ 868
DASPI	ZERO 2 RC/ZERO4 RC
DITEC	GOL4, BIXLP2/2 RED, BIXLG4
DOORHAN	TRANSMITTER 4
ECOSTAR	RSE, RSC, RSZ
FADINI	JUBI SMALL, JUBI-2, JUBI-4
FORZA	1200
GENIE	GITR-3,GIT,GICT390,GIFT390-1,G3T-BX,G1T-BX,GM3T,G1CTD,GIFTD
GENIUS	BRAVO TE4433H, ECHO
GENIUS	JA332 AMIGO 2 868, JA334 AMIGO 4, AMIGOLD 2/AMIGOLD 4, KILO 2/KILO 4 433 JLC, KILO2/KILO4 868 JLC

GIBIDI	AU1680 WOOD, GIBIDI AU1610, GIBIDI AU1680, AU1810, AU1600,AU01590 AU03000 DOMINO, DTC 4334
GLIDEROL	315MHZ
GRIFCO	GC844
HOMENTRY	
KEY	900TXB - 42R, SUB44, TXB-44R, TXG-44R
LABEL	SPYCO
LIFTMASTER	84335LM,84333LM
LINEAR	MCT-11,ACT-21,ACT-22,STINGRAY ACT-31,STING RAY ACT-34B
MARANTEC	
MHOUSE	TX4, TX3, GTX4
MERLIN +	C945, C943, C940,
MERLIN/PROLIFT	M230T(PROLIFT), M430R(PROLIFT)
MERLIN	M842, M832, M844, C945, C940, C943
MOOVO	MT4
MOTORLIFT	4335,4333
NICE	ONE:ON1/ON2/ON4/ON9,ONE ERA:ON1E/ON2E/ON4E/ON9E, INTI1, INTI2
NICE	SMILO2/SMILO4, FLO1R-S, FLO2RS,FLO4R-S, VERY VR, FLO1RE/ FLO2RE/FLO4RE
NOVOFERM	NOVOTRON 502-504-512MIX43-2,MTR40-2,MCHS43-2,MHS43(2-4),MSHS433(2-4)
NOVOTECNICA	BIXL2
NOVA	
O&O	TWIN,TX2/TX4(NEO), T.COM R4-2/TCOM R4-4.T.COM R8-2/T.COM R8-4
Peccinin	TX MENBRANA
PRATEL	MPSTF2/F4RE, MPSTL-1E/2E/4E, MPSTP2E/2E BLUE, MT4E/2E, BFOR, TRQ4P, TC2E, TRQ2P
PROEM	ER2C4ACS/ER4C4ACS
PUJOL	VARIO, MARTE
PROTECO	
RIB	LITHIO
Rossi	
SEA	HEAD,SMART DUAL ROLL,SMART-3 ROLLING CODE,COCCINELLA ROLL
SEAV	BE-HAPPY-RS1, BE-HAPPY-RS2, BE-HAPPY RS3, BE-SMART RSX, BE-HAPPY RH1, BE-HAPPY RH2, BE- HAPPY RH3
SLAVE	
SIMINOR	S433-4T/S433.4T SIMINOR 433-NLT2/433-NLT4

STEEL-LINE	2211L
STODDARD	EURO
SUPERLIFT	TX4 STYLE,EURO
SOMFY	TELIS 1/ 4 RTS
SOMFY	KEYTIS 2/ 4 NS,KEYGO 4 RTS,SOMFY 433-NLT4 BEIGE, SOMFY 433-NLT2 RTR, SOMFY TX2 433MHZ
SOMMER	4014 TX03-434-2, 4013 TX02-434-4, 4022 TX03-434-2, 4026 TX03-868-2, 4020 TX03-868-4, 4025-TX02868.4011, 4010
STAGNOLI	AV223
TAU	250 SLIM RP,250 T4 RP
TELCOMA	FM402,FM402 E
TILTAMATIC	TR300,TRG117,TRG300,TRG- 300,TRG306,TRV300,T700 (Doormate)
VDS	TRQ,ECO-R
V2	PHOENIX 433-868,TXC,TSC,TRC,HANDY

Copy Fixed and Rolling Code Remote Instructions

- **Step 1:** Begin by simultaneously holding down the 2nd button and the 3rd button for a duration of 3 seconds. The LED will illuminate briefly, then turn off (approximately 1 second), and finally, it will remain solid. Release the buttons to confirm entry into learning mode, as illustrated in Figure 1.
- **Step 2:** Once in learning mode, press the 1st button once, as shown in Figure 2. The LED will initiate a slow flash.
- **Step 3:** Position the original remote approximately 2-3cm in front of the Idol, referring to Figure 3.
- **Step 4:** Press and hold any button on the original remote until the Idol's LED begins to blink rapidly, indicating successful code storage. Refer to Figure 4.
- **Step 5:** Repeat the above steps for the 2nd, 3rd, and 4th buttons on the Idol.

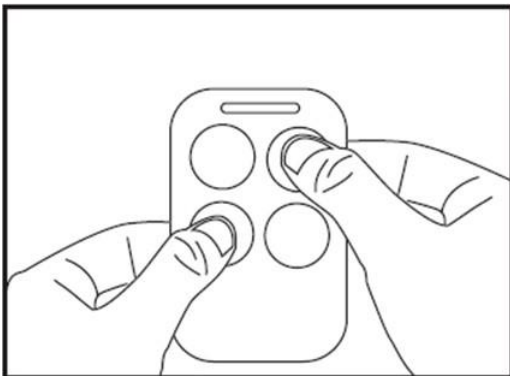


fig1

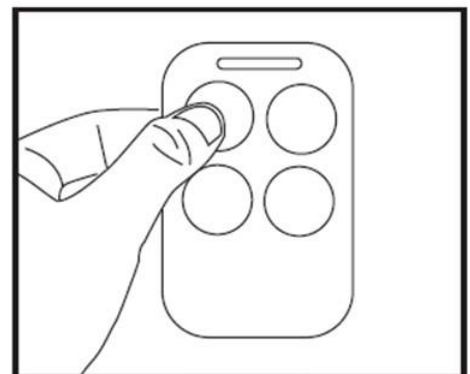


fig2

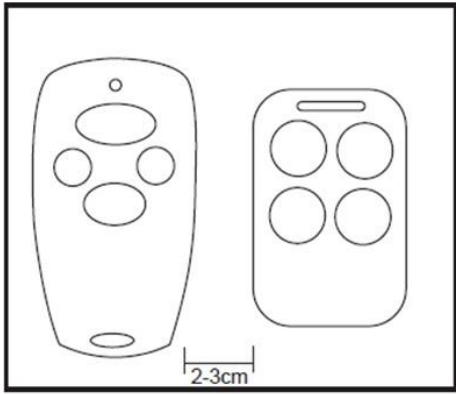


fig3

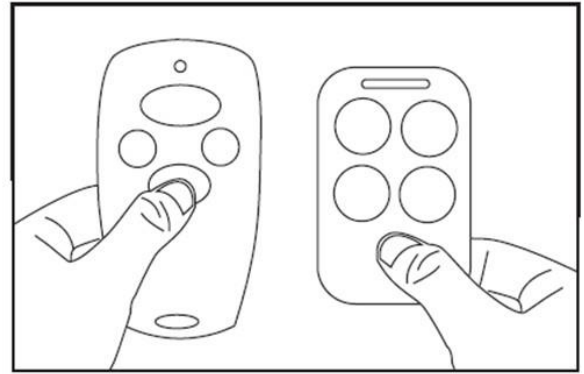


fig4

Please note that after cloning the remote, you will have to code it to the receiver as well.